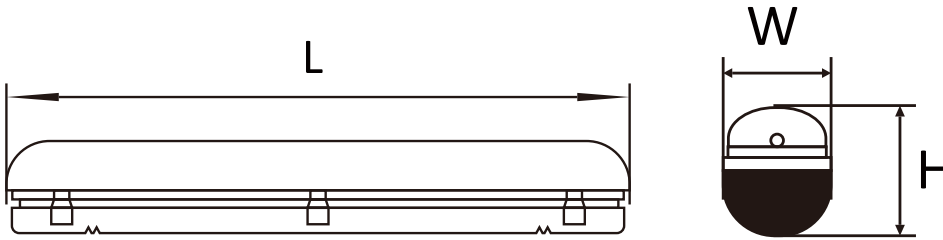


# LED Comet NCF Series

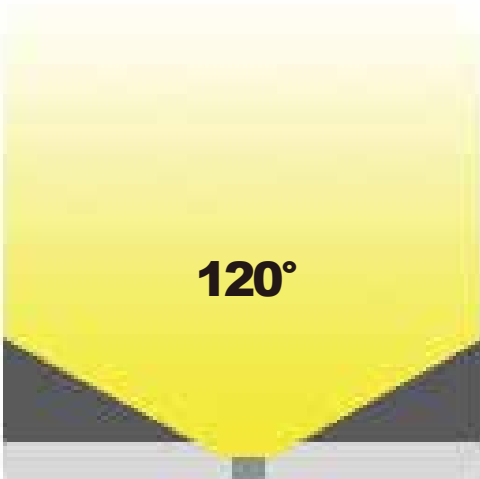


Product Code	Dimension L*W*H [mm]	Power [W]	Input Voltage [V]	Efficiency [lm/W]	Color Temp[K]	CRI	Beam Angle	IP	LED Chip	Driver
AL-NCF1601-25W/2FT	656*120*78mm	25W	AC100-277V	100-130lm/W	4000K-6000K	≥80	120°	IP65	Epistar2835	TUV Approved
AL-NCF1601-25W/2FT/E	656*120*78mm	25W	AC100-277V	100-130lm/W	4000K-6000K	≥80	120°	IP65	Epistar2835	TUV Approved
AL-NCF1601-40W/4FT	1266*85*78mm	40W	AC100-277V	100-130lm/W	4000K-6000K	≥80	180°	IP65	Epistar2835	TUV Approved
AL-NCF1601-40W/4FT/E	1266*85*78mm	40W	AC100-277V	100-130lm/W	4000K-6000K	≥80	180°	IP65	Epistar2835	TUV Approved
AL-NCF1601-35W/2FT	656*120*78mm	35W	AC100-277V	100-130lm/W	4000K-6000K	≥80	180°	IP65	Epistar2835	TUV Approved
AL-NCF1601-35W/2FT/E	656*120*78mm	35W	AC100-277V	100-130lm/W	4000K-6000K	≥80	180°	IP65	Epistar2835	TUV Approved
AL-NCF1601-60W/4FT	1266*85*78mm	60W	AC100-277V	100-130lm/W	4000K-6000K	≥80	180°	IP65	Epistar2835	TUV Approved
AL-NCF1601-60W/4FT/E	1266*85*78mm	60W	AC100-277V	100-130lm/W	4000K-6000K	≥80	180°	IP65	Epistar2835	TUV Approved

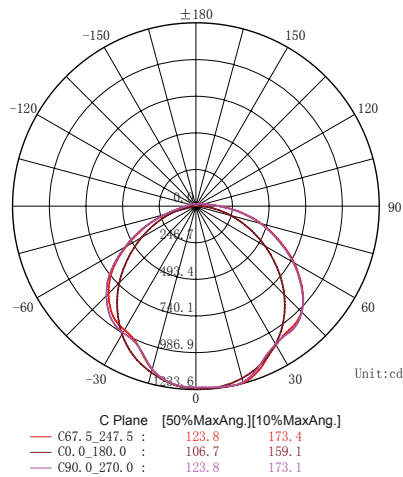
■ **Dimension(mm):**



■ **Beam Angle:**



**Luminous Intensity**



4ft 40w light graph